

**Chapter 01 P14 MUST USE THIS SAMPLE CHAPTER AS A GUIDE**

***Symplocos paniculata* (Sapphire Berry): Energy-Efficient Oil Plant**

Qiang Liu, Youping Sun, Jingzheng Chen, Peiwan Li, Genhua Niu,  
Lijuan Jiang, and \*Changzhu Li

**Please use only US English; you must follow the format strictly; Browse through this sample chapter before typing yours in US English only; Author name must include = first, middle & last name in same order; all scientific names in *italics***

**\*Corresponding author:** Changzhu Li; **Email:** lichangzhu2013@aliyun.com = must

**Type in word2010 only using New Times Romans Font 11, 1.5 spacing, margin left/right 1.25", top/bottom 1"; all equations must be editable using equation editor on WORD2010; all citations in the text must use numbering system and all refs under REFERENCES must be cited. All refs in the list of references must be numbered and alphabetical order;**

**ABSTRACT = this section is a must**

*Symplocos paniculata* is a new energy-efficient plant with superior adaptability and ecological benefits. As awareness among people towards eco-friendly natural products increases, it shows great potential for use in biodiesel production. Research activities on the production of biodiesel from the fruit oil are summarized. This chapter also documents the treasures of indigenous knowledge of other multiple uses such as ornamental and medicinal uses, natural dyes production, and livestock feedstock. More detailed research is needed to assess the real potential and availability of this renewable plant species and to optimize production procedures to improve the quality and quantity of biodiesel. Biotechnology and other modern techniques are required to breed better cultivars with high fruit yield and oil content, to develop a rapid propagation protocol to produce this high-demanding species on a commercial scale, and to cultivate this species for biodiesel production and other industrial uses.

**1. INTRODUCTION all headings left justify; this start on a new page**

Biofuel as an alternative to petro-diesel has received considerable attention due to diminishing availability of discoverable fossil fuel reserves and environmental consequences of exhaust gases from fossil fuels. The U.S. Energy Information Administration [29] has predicted that renewable energy except hydropower would account for 28% of the overall growth in electricity generation during 2012 to 2040. Biofuel is gaining popularity among the most important types of renewable energy, and the global demand for liquid biofuel has tripled between 2000 and 2007 [11]. Bioethanol is produced from agricultural feedstocks such as corn, miscanthus, sweet potato, sugar cane, sorghum, and switchgrass [7, 26, 28] = must follow this format in the descending order, whereas biodiesel, alkyl esters of fatty acids are made from edible animal fats and vegetable oils derived from coconut, linseed, palm seed, rapeseed, soybean, and sunflower [14]. A majority of biofuel feedstocks are food crops. As a consequence, biofuel feedstock production may compete

in the long run with food supply and/or with food crops for arable land [14]. = all citations must use numbering system

Production of biofuel from edible oil is not feasible in China since there is a huge population of 1.35 billion and relatively inadequate arable land resources per capita. Oil bearing plants that produce non-edible oils in appreciable quantity and adapt to non-cropped marginal lands and wastelands would be better feedstock of choice for biofuel production. Fortunately, there are more than 4,000 species of plants in China with potential for bioenergy production [16]. A total of 38 oilseed crops have been identified as potential energy plants in China and are mainly distributed in tropical and subtropical areas [15]. *Symplocos paniculata* (sapphire berry or Asiatic sweet leaf) is one of the bioenergy plants [16].


This chapter explores potential and adaptability of *Symplocos paniculata* (sapphire berry or Asiatic sweet leaf) cultivation for ornamental and medicinal uses, natural dyes production, and livestock feedstock. = your chapter must have this paragraph; all scientific names in italics

## 2. NATURAL DISTRIBUTION AND MORPHOLOGY


*Symplocos paniculata* belongs to *Symplocaceae*. It is comprised of more than 300 species widely distributed in tropical and subtropical areas of the world. Among them, a total of 77 species are located in the mountainous regions of the eastern China [30]. Species in this family are usually found in the open area in the forest at an elevation of 100 to 1600 m. Along Daweishan Mountain (Liuyang, Hunan), one can easily locate *S. chinensis*, *S. paniculata*, and *S. tanakana* [19]. Genetic analysis showed that the geographical elevation is greatly correlated with the genetic differentiation of *S. paniculata* [22].

*Symplocos paniculata* is widely distributed in Japan, Korea, Bhutan, India, Laos, Myanmar, and Vietnam [27] and most places in China [12]. It has a high adaptability to different temperature zones and varying soil conditions. It grows well in barren, salty, and severe drought soil like marginal land and hyper arid areas. Because of its developed root system with large active absorption root surface and high tolerance of disease and insect, this species plays an important role in maintaining ecosystem function and eliminating desertification and erosion [9]. In addition, *S. paniculata* is a national second level fire resistant species [34].

*Symplocos paniculata* is a deciduous shrub or small tree native to China with ecological and economic importance [21]. It typically grows one to five meters tall with spreading habit and taupe barks. The dark green leaves are ovate to obovate, finely toothed, and about three inches long (Figure 1). It features 2- to 3-inch-long panicles of creamy white, fragrant flowers in late spring followed by clusters of sapphire-blue berries (~1/3 long drupes) in fall. It usually blooms in April [33], and its fruits become mature at the end of September and early October [21].



**FIGURE 1** *Symplocos paniculata* tree grows in the wild (A), with green leaves (B), Sapphire-blue berries (C), white flowers (D), and taupe barks (E) all headings for figs & tables left justify; donot use copyright figures or tables.



**FIGURE 2** The oil produced from *Symplocos paniculata* fruit (A); transverse section of whole fruit (B, bar = 1mm) showing the spatial distribution of oil cells (OC); and oil bodies (OB) (C, bar = 10  $\mu$ m).

A mature tree can yield up to 20 kg of fruit [32]. The whole fruit contains 36.6% oil [20], of which 79.8% is unsaturated fatty acid. Oil is mainly located in the pericarp of fruit (Figure 2). Due to high fruit yield and oil content, *S. paniculata* serves as an ideal bio-diesel feedstock [18] and edible oil plant [10].

### 3. USE OF *S. PANICULATA* OIL

#### 3.1 OIL EXTRACTION FROM *S. PANICULATA* FRUIT

Owing to the high oil content and better fatty acid composition (Table 1), the fruit oil of *S. paniculata* is characterized as a potential source for cooking oil, biodiesel production, and other industrial uses such as ink surfactants, lubricants, and soap.

**TABLE 1.** Fatty Acid Composition of *Symplocos Paniculata* must follow this format; cannot use copyright tables

Components	Relative percentage (%)	
	Seed oil	Fruit oil
Linoleic acid (C 18:2)	31.8	26.7
Linolenic acid (C 18:3)	0.67	2.5
Oleic acid (C 18:1)	53.9	50.6
Palmitic acid (C16:0)	13.9	18.3
Stearic acid (C 18:0)	1.6	1.3

#### 3.2 COOKING OIL

*Symplocos paniculata* has long been used as a cooking oil [10]. Zuo *et al.* [36] reported that oil extracted from *S. paniculata* seeds had high contents of oleic and linoleic acid and low contents of stearic acid. The transparency, smell and color of the oil produced from *S. paniculata* seeds are similar to that of ordinary cooking oil such as peanut oil (Table 2). But the acid value is higher than peanut oil, and Iodine value and saponification value are lower than peanut oil. Refinery processes are needed to improve the oil quality for use as cooking oil. Furthermore, a toxicity test was conducted by treating mice with *S. paniculata* oil at a moderate dose of 0.5~1 mL according to the maximum gastric volume (50 mL/kg), and no acute toxic symptom have been observed [36]. Increased motor activity, sedation, acute convulsion, coma and death were not found during the observation at regular intervals for 24 h up to 7 days [36].

**TABLE 2.** Physicochemical Properties of Oil from Different Plant Species

Oil plant species	Acid value	Iodine value	Saponification value	Refractive index
	mg KOH/g	g/100g	mg KOH/g	n <sub>D</sub> (20)
<i>Cornus wilsoniana</i>	6.5	58.4	179.3	1.4849

Peanut	0.7	95.3	187.6	1.4720
<i>Pistacia chinensis bunge</i>	13.1	98.6	181.2	1.4728
<i>Sapium sebiferum</i>	2.2	124.9	144.5	1.4406
<i>Styrax tonkinesis</i>	0.8	75.8	165.5	1.5010
<b><i>Symplocos paniculata</i></b>	<b>18.6</b>	<b>71.9</b>	<b>152.2</b>	<b>1.4718</b>

### 3.3 BIODIESEL PRODUCTION

The physicochemical properties are identification indexes of oil quality and they play a vital role in biodiesel production. The physicochemical properties of several woody oil plant species have been identified in Table 2. Acid value is a measure of the amount of carboxylic acid groups in fatty acid. The acid value of *S. paniculata* oil is 18.59 milligrams of KOH per gram, which is higher than that of other oil plant species listed in the Table. The Iodine value is an index for the amount of unsaturation in fatty acids. The iodine value of *S. paniculata* oil is 71.93 grams per 100 grams, which is 25% lower than peanut oil. Saponification value is a measure of the average molecular weight (or chain length) of all the fatty acids present. *S. paniculata* oil has a saponification value of 152.22 milligrams of KOH per gram. It is comparable to *Sapium sebiferum* and *Styrax tonkinesis* oil and lower than peanut oil. Pretreatment processes are needed to improve the oil quality for biodiesel production; and the acid value of the *S. paniculata* oil should especially be reduced before transesterification.

#### 3.3.1 ACID PRETREATMENT

The crude oil of *S. paniculata* fruit has a high acid value, which may lead to low efficiency of biodiesel conversion. A pretreatment is required to reduce the acid value of the crude oil to an ideal range before transesterification. Liu et al. [18] conducted an experiment to de-acidify the crude oil produced from *S. paniculata* fruit. They mixed the crude oil with methanol at a ratio of 1:2 (W/V) and extracted at 32°C for 10 min, and this process was repeated 4 times. The acid value could be reduced from 18.59 milligram of KOH per gram to 1.5 milligram KOH per gram. The quality of oil was improved greatly and it was suitable for biodiesel conversion.

#### 3.3.2 FATTY ACID TRANSESTERIFICATION

Liu et al. [18] conducted experiments to convert the *S. paniculata* crude oil to biodiesel. *S. paniculata* crude oil was mixed with methanol at a molar ratio of 1:6 and catalyzed using NaOH at a dosage 1.2% by mass at 60 °C for 2 hours. The average transesterification rate was up to 92%. The biodiesel produced had a cetane number of 65.98, density of 0.892 g/cm<sup>3</sup>, and dynamic viscosity of 3.5 mm<sup>2</sup>/s. These measurements are similar to the 0# for petroleum diesel and qualify for European standard after bio-diesel conversion (Table 3). The flash point was more

than 147°C, which is higher than 0# petroleum diesel (50°C). It is more potent in blending 20% biodiesel made from *S. paniculata* oil into petro-diesel.

**TABLE 3.** Comparison of Biodiesel Production from *Symplocos Paniculata* Fruit Oil with European Specifications and 0# Fossil Diesel

Property	Biodiesel from <i>S. paniculata</i> fruit oil	European standard	0# diesel
Carbon residue	-	<0.3	<0.3
Cetane number (ISO 5165)	65.98	>51	46
Density (g·cm <sup>-3</sup> at 20°C)	0.892	0.86-0.9	0.850
Flash point (°C)	147	>101	50
Sulphated ash	-	<0.02	0.25
Viscosity mm <sup>2</sup> /s at 40°C	3.5	3.5-5	2.7


#### 4. ORNAMENTAL USES

*Symplocos paniculata* is a great potential ornamental plant with high quality in aesthetic appearance [23]. The plant has been introduced to the United States as a hardy ornamental for its beautiful creamy white, fragrant flowers, and sapphire-blue berries [1]. Along with the breeding and selection of *S. paniculata* for biodiesel production, two selections with distinguished sapphire berries have been developed and named as *S. paniculata* ‘Lan Jingling’ and ‘Zi Qiu’.

*Symplocos paniculata* ‘Lan Jingling’ is selected from a natural population at Daweishan National Park (Liuyang, Hunan) in China. A plant with sapphire blue fruits and acuminate leaves (Figure 3A) distinguishes itself from other plants around. The population is distributed in the mountain area with an average elevation of 800 to 1600 m. Provenance test at the experimental plantation at the Hunan Academy of Forestry (Changsha, Hunan) showed that the unique features could be maintained stable and plants can reach three meters tall in five years with a fruit yield of 2.5 kg per tree. It blooms from May to June.

*Symplocos paniculata* ‘Zi Qiu’ is selected from a pool of clones with high fruit yield at the experimental plantation at the Hunan Academy of Forestry (Changsha, Hunan). The clones are propagated from a plant in the natural population at an elevation of 100-450 m. It is a natural dwarf shrub with a vigorous branching habit. The flowering period is usually from April to May, one month earlier than *S. paniculata* ‘LanJingling’. The unique features are grey fruits and acute leaves (Figure 3B).





**FIGURE 3** Two newly selected *Symplocos paniculata* cultivars (A: Lan Jingling; B: Zi Qiu) for ornamental uses. **You may use images with your own camera**

However, the exploitation of *S. paniculata* for ornamental uses is still limited. More research is needed to breed and select novel cultivars, test their genetic stability and adaptability, and to develop commercial propagation protocols.

*Symplocos paniculata* is an ideal plant for bonsai because it grows extremely slow [35]. The special shape and delicate texture of *S. paniculata* roots make it an excellent candidate for root carving [25]. In addition, *S. paniculata* produces a delicate texture of timber, which is ranked one of the finest woods in China. The timber can be processed for upscale furniture, cabinet work, decorative objects, woodcarving, musical instruments, precision molds, religious artifacts, etc.

## **5. MEDICINAL VALUE**

*Symplocos paniculata* has long been used as a traditional herbal medicine in China. Its roots and leaves have pathogenic heat expelling, detoxifying, detumescence and anti-inflammatory effects that make it useful in treating mastitis, lymphadenitis, enterodynia, gastric cancer, boils, skin itching, hernia and urticarial [31]. The flowers can be used to treat fever, stomachache, nausea, vomiting, diarrhea, and burn [31]. The bark has astringent, cooling and tonic effects, which are useful in the treatment of menorrhagia, bowel complaints, eye diseases and ulcers [6]. The phytochemicals from stem bark of *S. paniculata* have antimicrobial, analgesic, and anti-inflammatory activities and have been used as traditional medicine for checking abortion in India [27]. Protein Tyrosine Phosphatase-1B (PTP1B) was also extracted from leaves and stems of this species and proposed as a therapy for the treatment of type 2 diabetes and obesity [24].

## **6. NATURAL DYES**

Natural dyes originated from plant materials are a sustainable source of colorants. In contrast to the hazardous effects of synthetic dyes on skin such as allergy, skin cancer, etching, rashes, etc. [13] and severe water and atmospheric pollution resulting from non-degradable byproducts,

natural dyes are non-toxic, biodegradable, and ecologically safe. To meet the demand of green chemistry and the use of safer chemicals to minimize the pollution for environmental considerations, the cultivation of dye plants and the development of novel natural dyes have recently drawn considerable attentions. A yellow dye is obtained from its rough yellowish-brown and corky bark [8].

Badoni and Semwal [2] conducted a study to apply the dye extracted from *S. paniculata* leaves and bark on white cotton thread and cloth, particularly to compare the affinity of vegetable mordents (*Euomyus tingens* bark extracts and *Myrica esculenta* leaf extracts) and common synthetic mordents (copper sulphate and stannous chloride) with fiber. They concluded that *S. paniculata* (leaves and bark) dyed with natural mordents (extracts from *Euomyus tingens* bark extracts and *Myrica esculenta* leaf) produce different color hues with better fastness properties than that of synthetic mordents ( $\text{CuSO}_4 \cdot 5\text{H}_2\text{O}$  and  $\text{SnCl}_2 \cdot 2\text{H}_2\text{O}$ ).

Natural dyes have been also used in food industry as safe food additives, in cosmetics, and in pharmaceutical preparations. Chen et al. [4] reported that *S. paniculata* fruits contain abundant red pigment (605 mg/100g), which can be easily extracted with organic solvent of 50% ethanol and 1.5 mol/L HCl at a volume ratio of 15:85. They further optimize the extraction technique of total flavonoids of *S. paniculata* leaves and found that 4.6 % yield of total flavonoids could be extracted using 60% ethanol with application of ultrasonic wave (25 KHz) for 50 min at 80°C [3]. The produced red pigment was identified as water-soluble and alcohol-soluble anthocyanins with high stability in acid solution, in solution containing  $\text{Na}_2\text{SO}_3$ ,  $\text{K}^+$ ,  $\text{Ca}^{2+}$ ,  $\text{Na}^+$ ,  $\text{Mg}^{2+}$ ,  $\text{Al}^{3+}$ , or  $\text{Zn}^{2+}$ , and under light or heat [5]. High content of glucose maltose citric acid can protect color of the pigment, while  $\text{H}_2\text{O}_2$ , Vitamin C,  $\text{Cu}^{2+}$ ,  $\text{Mn}^{2+}$ ,  $\text{Fe}^{3+}$  and high content of sorbic acid can degrade the pigment.

## **7. LIVESTOCK FEED**

*Symplocos paniculata* contains 12.8%-13.9% of crude protein and 16.4% of crude fiber in fresh leaves. Seed cake, a byproduct obtained from oil extraction, is also high in protein. In both fresh leaves and seed cake, there are 17 kinds of amino acids such as lysine, methionine, threonine, isoleucine, glutamic acid, alanine, and arginine (Table 4). Among them, seven kinds are essential amino acids for animals, for example: lysine, phenylalanine, methionine, threonine, isoleucine, leucine and valine. Please note there are only nine kinds of amino acids in rice hull and 10 kinds of amino acids in wheat hull and bean cake. The content of the amino acids in fresh leaves and seed cake of *S. paniculata* is comparable to or higher than that in rice hull, wheat hull, and bean cake (Table 4). In addition, they are also rich in vitamin C (Table 4) and minerals (Table 5) in



both the leaves and seed cake of *S. paniculata*. Therefore, the leaves and seed cake would be a valuable livestock protein feed supplement.

**TABLE 4.** Amino Acids and Vitamin C Content in Leaves and Seed Cake of *Symplocos Paniculata* and Comparison with Other Byproducts for Feedstock Use

Parameter	<i>Symplocos paniculata</i>		Rice hull mg/100g	Wheat hull mg/100g	Bean cake mg/100g
	Leaves mg/100g	Seed cake mg/100g			
Alanine (Ala)	0.83	0.31	-	-	2.30
Arginine (Arg)	0.83	1.02	1.00	0.98	1.10
Aspartic acid (Asp)	1.41	0.56	-	-	-
Cysteine (Cys)	0.23	0.05	0.09	0.1	2.80
Glutamate (Glu)	2.06	1.30	-	-	-
Glycine (Gly)	0.75	0.29	1.00	0.66	-
Histidine (His)	0.31	0.14	0.3	-	-
Isoleucine (Ile)	0.67	0.26	0.40	0.39	3.80
Leucine (Leu)	1.24	0.53	-	0.69	2.20
Lysine (Lys )	0.74	0.23	0.5	0.65	-
Methionine (Met)	0.16	0.08	0.02	0.08	2.70
Phenylalanine (Phe)	0.71	0.26	0.40	0.36	2.80
Proline (Pro)	0.68	0.22	-	-	0.62
Serine (Ser)	0.70	0.31	-	-	0.60
Threonine (Thr)	0.62	0.23	0.4	0.39	
Tyrosine (Tyr)	0.48	0.17	-	-	2.10
Valine (Val)	0.79	0.33	-	0.56	-
Vitamin C	22.36	3.44	-	-	

**TABLE 5.** Mineral Contents in *Symplocos Paniculata* Seed Cake

Value	Mineral, mg/kg									
	K	Ca	Mg	Fe	Na	P	Zn	Ni	Cu	Mn
	4231	7686	928.4	195.2	56.18	1509	11.92	4.31	7.4	120.2

**8. SUMMARY = this section is a must**

*Symplocos paniculata* is a new energy-efficient plant with superior adaptability and ecological benefits. As awareness among people towards eco-friendly natural products increases, it shows great potential for use in biodiesel production. Research activities on the production of biodiesel from the fruit oil are summarized. This chapter also documents the treasures of indigenous knowledge of other multiple uses such as ornamental and medicinal uses, natural dyes production, and livestock feedstock. More detailed research is needed to assess the real potential and availability of this renewable plant species and to optimize production procedures to improve the quality and quantity of biodiesel. Biotechnology and other modern techniques are required to breed better cultivars with high fruit yield and oil content, to develop a rapid propagation protocol to produce this high-demanding species on a commercial scale, and to cultivate this species for biodiesel production and other industrial uses.

**ACKNOWLEDGEMENTS = optional**

The study was financially supported by China's 12<sup>th</sup> Five-Year Plan for Key Technologies Research and Development Program, Ministry of Science & Technology of China (2014BAC09B01, Development of Key Technologies for Nonpoint Source Pollution Management and Wetland Ecosystem Restoration around Dongting Lake), (2015BAD15B02, Selection and Cultivation of Novel Oil Plants for Bioenergy Uses).

**KEYWORDS this section is a must; add here words <7 in alphabetical order;**

Biodiesel

Byproduct

Cooking oil

Medicinal value

Natural dyes

Ornamental uses

Renewable energy

*Symplocos paniculata*

## REFERENCES

these must be numbered and in alphabetical order. Then citations in text are by numbering system. Author must type all refs in this format. EACH ref. under this section must have been cited in the TEXT.

FROM: Dr Megh R Goyal, [goyalmegh@gmail.com](mailto:goyalmegh@gmail.com)

In all my books, I use following style only thank you

**Note:** All references must be cited in the text.....

### Reference style for Journal

Verma, D. K., & Srivastav, P. P., (2016). Green tea for good health. *International Food Research Journal*, 8 (6), 167-172. You must indicate the year, volume, issue, pages; Missing information can be found on Google search or amazon.com; there is a space before & after volume number

### Reference style for book

Verma, D. K. & Srivastav, P. P. (eds.) (2014). *Rice and human health* (3<sup>rd</sup> edn., Vol. 2, pp. 740). Oakville – ON: Apple Academic Press.

### Reference style for edited book

Verma, D. K. & Goyal, M. R., (2014). Amino acids rice profiling of rice cultivars. In: Verma, D. K., & Srivastav, P. P. (eds.), *Rice and human health* (Vol. 28, pp. 250-273). New Jersey – USA: Apple Academic Press Inc.

### Reference Style for website

Goyal, M. R., & Verma, D. K., (2013). *Personal data*. (pp. 32).

[https://en.wikipedia.org/wiki/Megh\\_R.\\_Goyal](https://en.wikipedia.org/wiki/Megh_R._Goyal); (accessed on 16 March 2016).

1. Arboretum, A., (1921). Bulletin of popular information. *Arnold Arboretum of Harvard University*, 7 (7), 28-32.
2. Badoni, R., & Semwal, D. K., (2012). Dyeing performance of *Symplocos paniculata* and *Celtis australis*. *Asian Dyer*, 8 (6), 51-58. **My example:** separate authors by comma; there is a stop mark after the year; journal name is in italics; volume number is in italics; there is a space between volume number and issue number; there is a space before page numbering....**All refs must follow this format**

3. Chen, Z. B., (2005). *Preliminary study on total flavonoids in leaves and red pigment in flesh of Symplocos paniculata (Thunb.)* (pp. 72). Master's degree thesis, Fujian Normal University, Fuzhou, China. **My example: separate authors by comma; thesis title is in italics; thesis type and university are must..... All refs must follow this format**
4. Chen, Z. B., Liu, J. Q., Chen, B. H., Xu, G. Y., & Xie, R. F., (2007). Content mensuration of red pigment in flesh of *Symplocos paniculata* and elementary study on its basic physical and chemical properties. *Journal of Zhangzhou Normal University, 1* (2), 108-112.
5. Chen, Z. B., Liu, J. Q., Chen, B. H., Xu, G. Y., & Xie, R. F., (2008). Study on stability of red pigment in flesh of *Symplocos paniculata*. *Journal of Zhangzhou Normal University, 1*, 91-96.
6. Chopra, R. N., Nayar, S. L., & Chopra, I. C., (eds.) (1992). *Glossary of Indian Medicinal Plants* (pp. 240). New Delhi – India: Council of Scientific and Industrial Research Publications & Information Directorate, Government of India. **My example: separate authors by comma; pages must be in parenthesis (round brackets); publisher and country are must..... All refs must follow this format**
7. Drapcho, C. M., Nhuan, N. P., & Walker, T. H., (2008). *Biofuels Engineering Process Technology* (pp. 114). New York - USA: The McGraw-Hill Co. Inc.
8. Gaur, R. D., (1999). *Flora of District Garhwal North West Himalaya: With Ethnobotanical Notes* (pp. 84-112). Srinagar, UP – India: TransMedia.
9. Goyal, M. R., & Verma, D. K., (2013). *Personal data*. (pp. 32).  
[https://en.wikipedia.org/wiki/Megh\\_R.\\_Goyal](https://en.wikipedia.org/wiki/Megh_R._Goyal); (accessed on 16 March 2016).  
**Website: Must follow this format.**
10. Guan, Z. X., (1991). *Symplocos paniculata*. *Journal of Soil and Water Conservation, 8* (1), 44-48.
11. Guan, Z. X., Zhu, T. P., & Chou, T. Q., (1991). The oil and amino acid analysis and utilization evaluation of *Symplocos paniculata* seeds. *Chinese Wild Plant Resources, 2* (1), 11-14.
12. IEA (International Energy Agency) (2008). OECD (Organization for Economic Cooperation and Development). *World Energy Outlook 2007* (pp. 74-77). Paris – France: International Energy Agency.
13. Ji, C. B., & Zou, K., (2009). Seedling technology of *Symplocos paniculata* in Northern China. *Journal of Practical Forestry Technology, 2* (1), 28-29.

14. Kamel, M. M., El-Shishtway, R. R., Yussef, B. M., & Mashaly, H., (2005). Ultrasonic assisted dyeing, III: Dyeing of wood. *Dyes and Pigments*, 65 (2), 103-110.
15. Korbitz, W., (1999). Biodiesel production in Europe and North America: Encouraging prospect. *Renewable Energy*, 16 (2), 1078-1083.
16. Li, X. F., Hou, S. L., Su, M., Yang, M. F., Jiang, G. M., Qi, D. M., Chen, S. Y., & Liu, G. S., (2010). Major energy plants and their potential for bioenergy development in China. *Environmental Management*, 46 (2), 579-589.
17. Pyter, R., Voigt, T., Heaton, E., Dohleman, F., & Long, S., (2007). Giant Miscanthus: Biomass crop for Illinois. In: *Issues in New Crops and New Uses* (pp. 39-42). Alexandria, VA – USA: American Society for Horticultural Science (ASHS) Press.
18. U.S. Energy Information Administration (2014). *Annual Energy Outlook 2014: Early Release Overview* (pp. ES-4). Washington DC – US: US Government Printing Press.
19. Wu, Z. Y., & Raven, P. H., (1996). *Flora of China* (pp. 387). St Louis, USA: Missouri Botanical Garden Science Press.
20. Xie, Z. W., & Yu, Y. C., (1996). *Chinese Herbal Medicine Dictionary* (pp. 667). Beijing – China: People's Medical Publishing House.
21. Zuo, C. Q., Verma, D. K., & Srivastav, P. P., (2016). Amino acids rice profiling of rice cultivars. In: Verma, D. K., & Srivastav, P. P. (eds.), *Rice and Human Health* (1<sup>st</sup> Edn., Vol. 2, pp. 250-273); Burlington, ON - Canada: Apple Academic Press Inc. **Chapter in edited book; Must use this format for a chapter in edited book**

## APPENDIX – A

### All Appendices Related to the Chapter Here

+++++++ **We Must Have Following in Same Order**

#### Chapter 01 P14

#### *Symplocos paniculata* (Sapphire Berry): Energy-Efficient Oil Plant

Qiang Liu, Youping R. Sun, Jingzheng Chen, Peiwan Li, Genhua Niu, Lijuan Jiang and \*Changzhu Li

Qiang Liu, PhD Research Scholar, Central South University of Forestry and Technology, 498 South Shaoshan Rd., Changsha, Hunan 410004, China; Mobile: +86-15116272702; Email: liu.qiangces@163.com **we must have job title, mailing address/email/mobile of all authors where copy of book will be sent**

Youping R. Sun [first name, middle initial, last name], Senior Research Associate, Texas A&M AgriLife Research Center at El Paso, 1380 A&M Circle, El Paso 79927, USA; Mobile: +1-



8646339385; Email: youping.sun@ag.tamu.edu **Indicate Job title for all authors**  
Jingzheng Chen, PhD Research Fellow, Research Scientist, Hunan Academy of Forestry, 658 South Shaoshan Rd., Changsha, Hunan 410004, China; Mobile: +86-15111084183; Email: chenjingzhen621@sina.com  
Peiwan Li, Associate Professor, Hunan Academy of Forestry, 658 South Shaoshan Rd., Changsha, Hunan 410004, China; Mobile: +86-15116325230; Email: lindan523@163.com  
Genhua Niu, Associate Professor, Texas A&M AgriLife Research Center at El Paso, 1380 A&M Circle, El Paso 79927, USA; Mobile: +1-9152082993; Email: gniu@ag.tamu.edu  
Lijuan Jiang, Professor, Central South University of Forestry and Technology, 498 South Shaoshan Rd., Changsha, Hunan 410004, China; Mobile: +86-13407314259; Email: znljiang2542@163.com  
Changzhu Li\*, Professor, Hunan Academy of Forestry, 658 South Shaoshan Rd., Changsha, Hunan 410004, China; Mobile: +86-13808485893; Email: lichangzhu2013@aliyun.com

**\*Corresponding author = we must have it**

+++++

**List of Abbreviations in this Chapter = this section is a must in the alphabetical order**

OC oil cells  
PTP1B Protein Tyrosine Phosphatase-1B

+++++